

Export Configurations & Fault/Activity Logs from a VIGIL2 Router

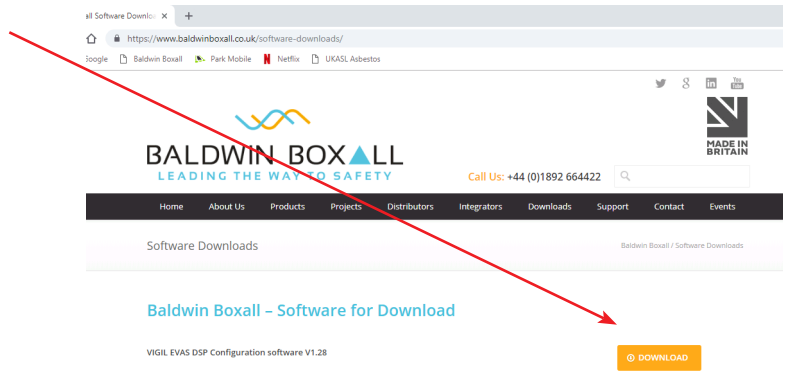
Product Range:	VIGIL2
Product Code (if applicable):	BVRD2M
Description of activity:	Exporting Config, Fault & Activity Logs from a VIGIL2 router
Description of likely fault(s):	Not related to a fault condition.

IMPORTANT - this product forms part of a life-safety system


Please Note: Periodic inspection and servicing needs to be carried out by a competent person with specialist knowledge of VASs, relevant current training and experience, and with adequate access to spares and sufficient information regarding the system. (BS5839-8).

Description of rectification works:

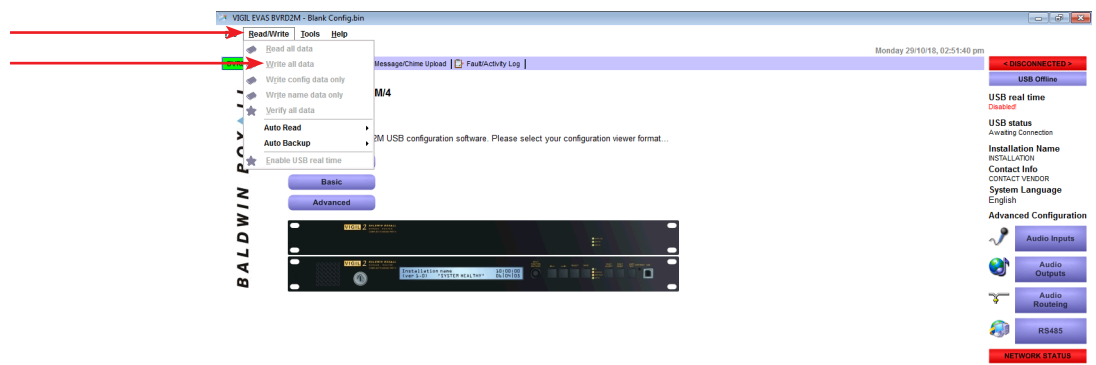
1. Download the VIGIL EVAS DSP Config software via our website:
baldwinboxall.co.uk/software-downloads



2. Once the program and all drivers have been installed, connect a USB B lead from the PC to the USB B port on the VIGIL2 router.



3. Open the VIGIL software and it should now automatically detect the router.
4. Click the Read/Write tab and click 'Read all Data':



Author:	Oliver Smith
Approved by:	Tom Holder
Date:	29/10/18

For further help:

Manuals & Guides: technical manuals, installation guides and more are available for download on our website: baldwinboxall.co.uk/downloads.

Telephone: technical help line (0)1892 664422 (then press 3 for after sales technical help).

Training: we hold a range of courses at different levels for engineers. To find out more, or place a booking, please visit our website: baldwinboxall.co.uk/training or contact Carol [@baldwinboxall.co.uk](mailto:carol@baldwinboxall.co.uk).



BALDWIN BOXALL
LEADING THE WAY TO SAFETY

Baldwin Boxall Communications Ltd
Wealden Industrial Estate, Farningham Road,
Crowborough, East Sussex, TN6 2JR, United Kingdom

T: +44 (0) 1892 664422 F: +44 (0) 1892 663146
E: mail@baldwinboxall.co.uk
W: www.baldwinboxall.co.uk